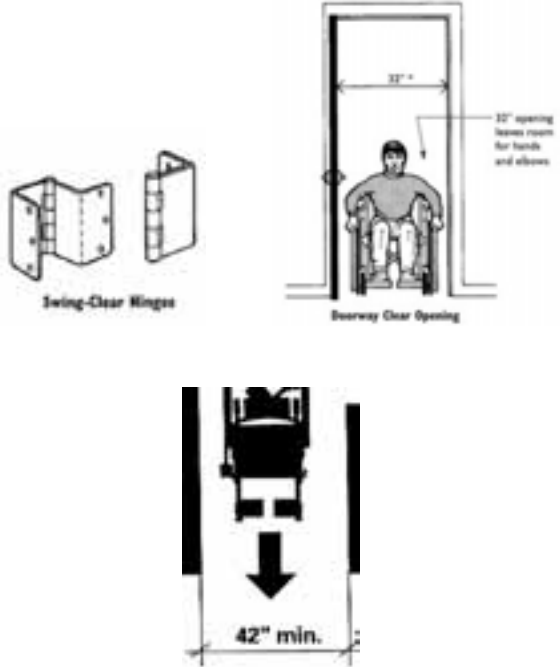



TOP “10” UNIVERSAL DESIGN FEATURES FOR YOUR HOME

FEATURE	PRODUCTS
<p>1. FIRST FLOOR: Accessible bedroom, bath, kitchen, living area, laundry.</p> <p>a. Minimum 32” wide doorways (swing clear hinges can be installed on existing doors to widen opening)</p> <p>b. 42” wide hallways</p>	 <p>The top diagram shows 'Swing-Clear Hinges' on the left and a 'Doorway Clear Opening' on the right. The doorway opening is labeled '32"'. A person in a wheelchair is shown passing through the doorway, with a note indicating '32" opening leaves room for hands and elbows'. The bottom diagram shows a top-down view of a wheelchair in a hallway, with a downward arrow and the text '42" min.' indicating the required width.</p>
<p>2. HANDRAILS: On both sides of all stairways.</p> <p>a. Interior stairways (banister should be installed in studs 1 1/2 " from wall)</p> <p>b. Exterior stairways</p>	 <p>The top diagram shows an interior staircase with a handrail. The bottom diagram shows an exterior staircase with a handrail.</p>

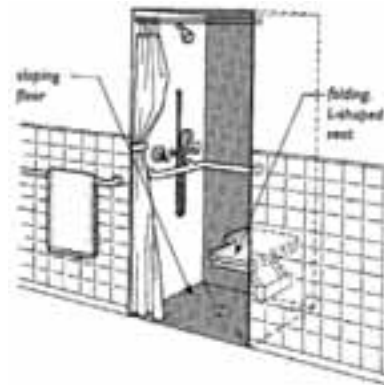
FEATURE

PRODUCTS

3. WALK-IN/ROLL-IN SHOWER:

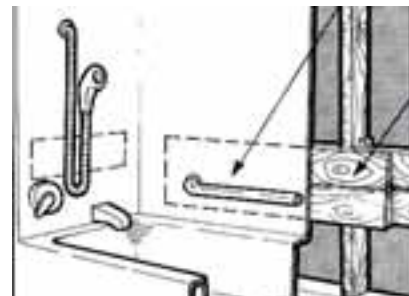
The first floor bath needs an easy to use shower.




- a. Hand-held adjustable shower head
- b. Portable bath tub seat
- c. Walk-in shower with seat
- d. Scald control faucet

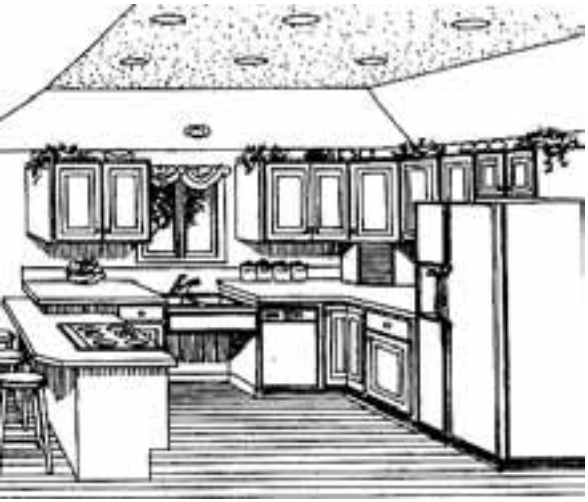




4. GRAB BARS:

- a. Attractive grab bars can be installed in shower/tub areas for use by everyone
- b. Walls by toilets and showers can be reinforced during construction or remodeling for installation of grab bars later if needed.



FEATURE	PRODUCTS
<p>5. ACCESSIBLE STORAGE:</p> <p>a. Multiple height and/or adjustable height shelves should be used in closets and kitchen cabinets.</p>	
<p>6. LIGHTING:</p> <p>User friendly lighting includes:</p> <p>a. Outlets/switches located 18”– 48” above the floor</p> <p>b. Rheostat/Dimmer switch</p> <p>c. Special attention to exterior walkways, porches, halls, and stairs</p>	
<p>7. EASY GRIP CONTROLS:</p> <p>These may include:</p> <p>a. Lever handles (doors and faucets)</p> <p>b. D shaped pulls</p> <p>c. Rocker panel light switches</p> <p>d. Touch pad controls</p> <p>e. Larger sized controls</p>	

FEATURE	PRODUCTS
<p>8. ACCESSIBLE WORK SURFACES/APPLIANCES:</p> <ul style="list-style-type: none"> a. Front loading washer, dryer b. Side-by-side refrigerator c. Elevated dishwasher d. Electric range -front controls e. Large print/color contrasting controls 	
<p>9. SAFE FLOORING:</p> <ul style="list-style-type: none"> a. Low or no thresholds (Use beveled strip for heights of 1/4" or more) b. Non-slip/non-glare surfaces c. Low pile carpet and rugs 	
<p>10. SAFETY DEVICES:</p> <ul style="list-style-type: none"> a. Smoke detectors b. Night lights c. Temperature limiting mixer valves (anti-scald device) d. Carbon monoxide detectors 	

We appreciate the use of illustrations from the Housing and Urban Development publication: Fair Housing Act Design Manual and The American Association of Retired Persons' publication, "Do-able Renewable Home."



All educational programs conducted by Ohio State University Extension are available to clientele on a nondiscriminatory basis without regard to race, color, creed, religion, sexual orientation, natural origin, gender, age, disability or Vietnam-era veteran status.
 Keith L. Smith, Associate Vice President for Ag. Adm. And Director, OSU Extension
 TDD No. 800-589-8292 (Ohio Only) or 614-292-1868

